

Versatility of the PARACON Bulletin

Global Alliance for Rabies Control

*25 – 26 October 2016
Franschhoek, South Africa*



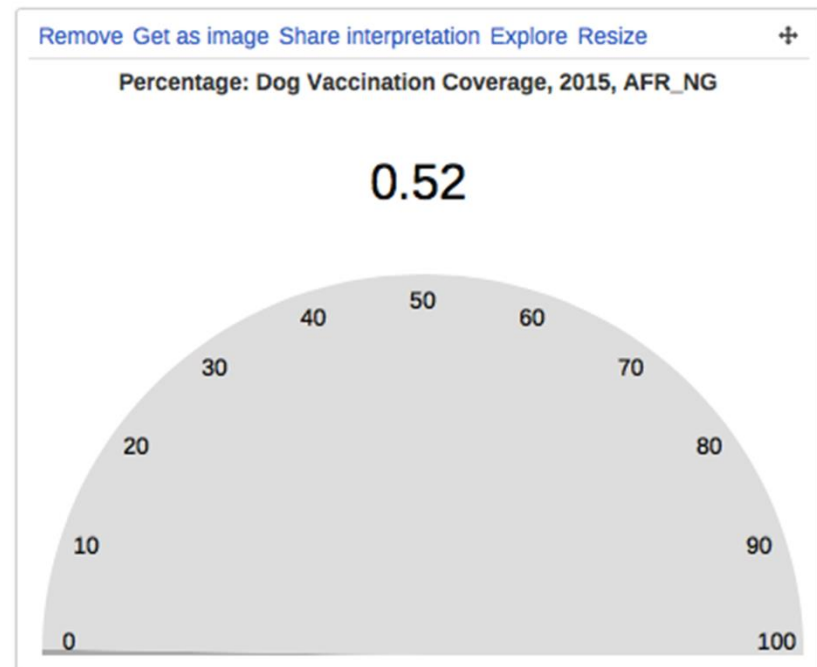
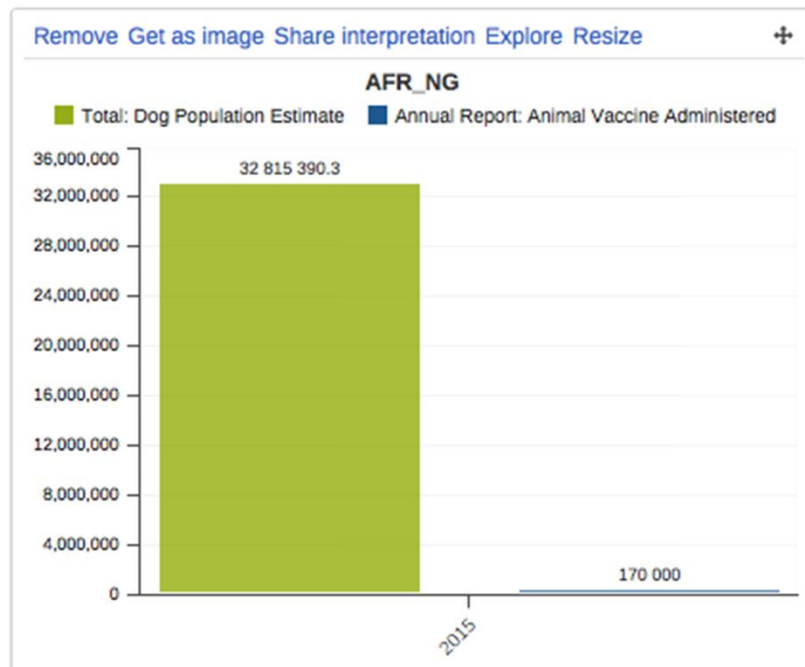
www.rabiesalliance.org

PARACON Bulletin

- The versatility falls into two categories
 - Data visualization and sharing
 - Data aggregation

Data visualization

- A basic set of visuals have been made and will update automatically



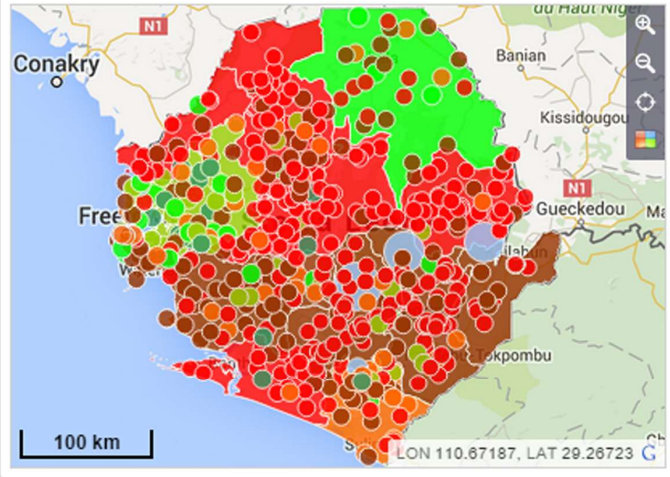
Remove Share interpretation Explore Resize

ANC: Coverages and reporting by orgunit last year

	2015		
	ANC 1 Coverage	ANC 3 Coverage	Reproductive Health
Sierra Leone	103.4	67.2	82.1
Bo	143.6	94.2	81
Bombali	83.8	52	87
Bonthe	91.8	61	60.3
Kailahun	83.2	72.4	95
Kambia	104.9	66.5	89
Kenema	96.3	88.5	94.1
Koinadugu	68.3	39.5	64.2
Kono	53.8	37.7	60.1
Moyamba	120.8	94.3	96.7
Port Loko	101.5	48.8	80.2
Pujehun	90.3	58.1	68.6

Remove Get as image Share interpretation Explore Resize

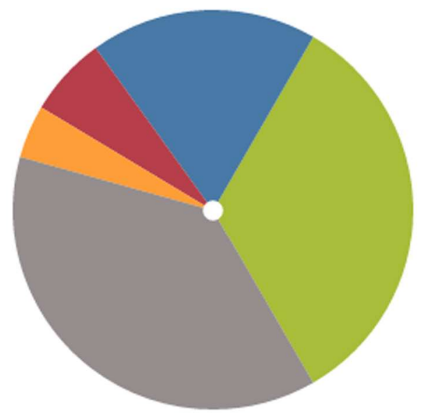
ANC: LLITN coverage district and facility



Remove Get as image Share interpretation Explore Resize

ANC 4th or more visits, 2015, Sierra Leone

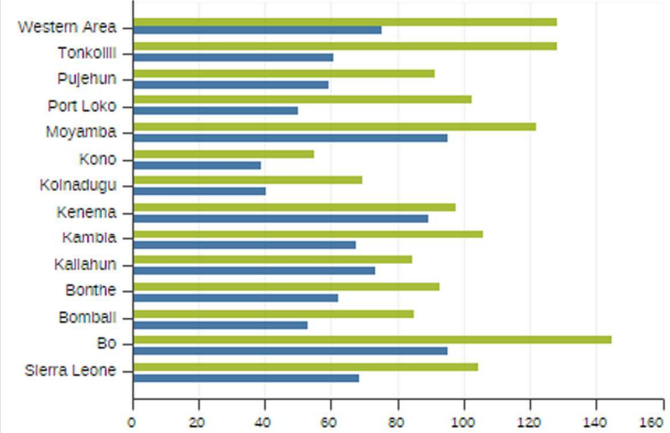
■ CHC ■ CHP ■ Clinic ■ Hospital ■ MCHP



Remove Get as image Share interpretation Explore Resize

2015

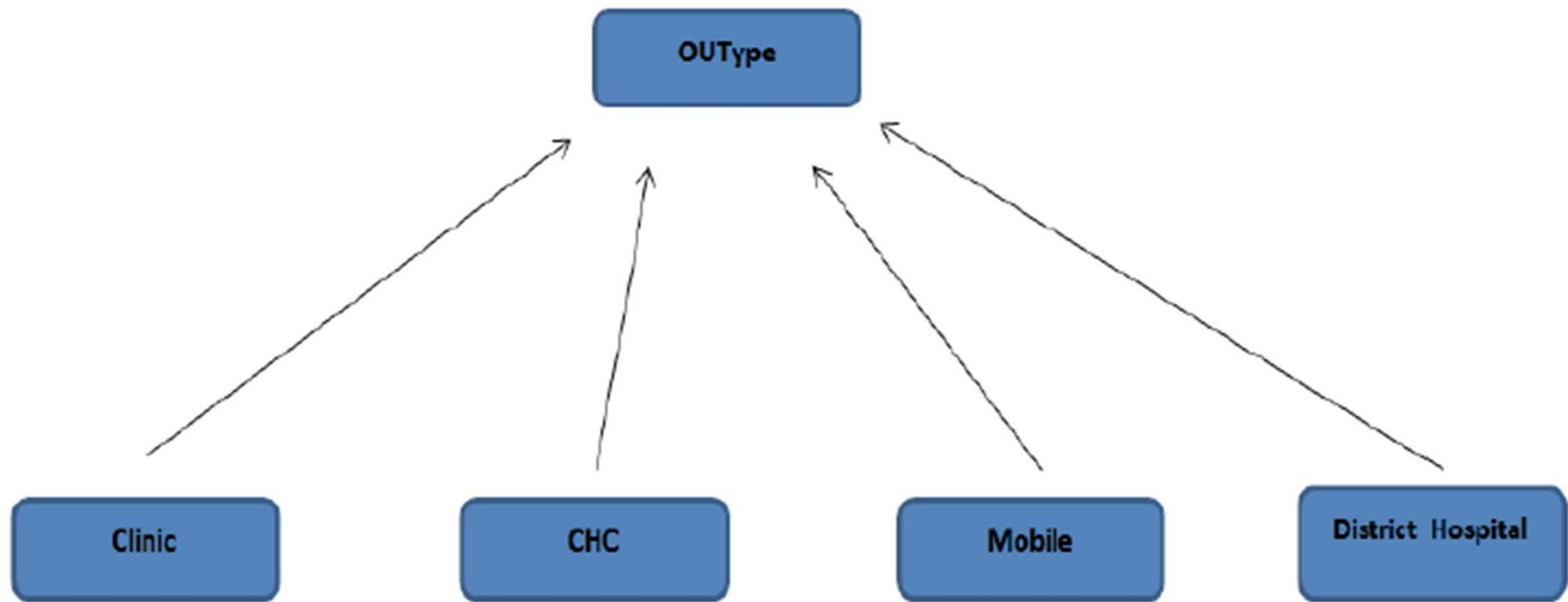
■ ANC 1 Coverage ■ ANC 3 Coverage



Data aggregation

- One of the main challenges we encounter is getting the data from the community to the national level.
- Is this something that you encounter?

Data aggregation



Data aggregation

- Aggregated data can be customized to include:
 - Vaccine usage
 - Suspect human cases
 - Diagnostic confirmation
 - ...

PARACON Bulletin

- Reports have been broken up into different timeframes to make reporting easier
- The data requested in these reports is the most basic data that needs to be collected
- These can be updated to include data you think is relevant