

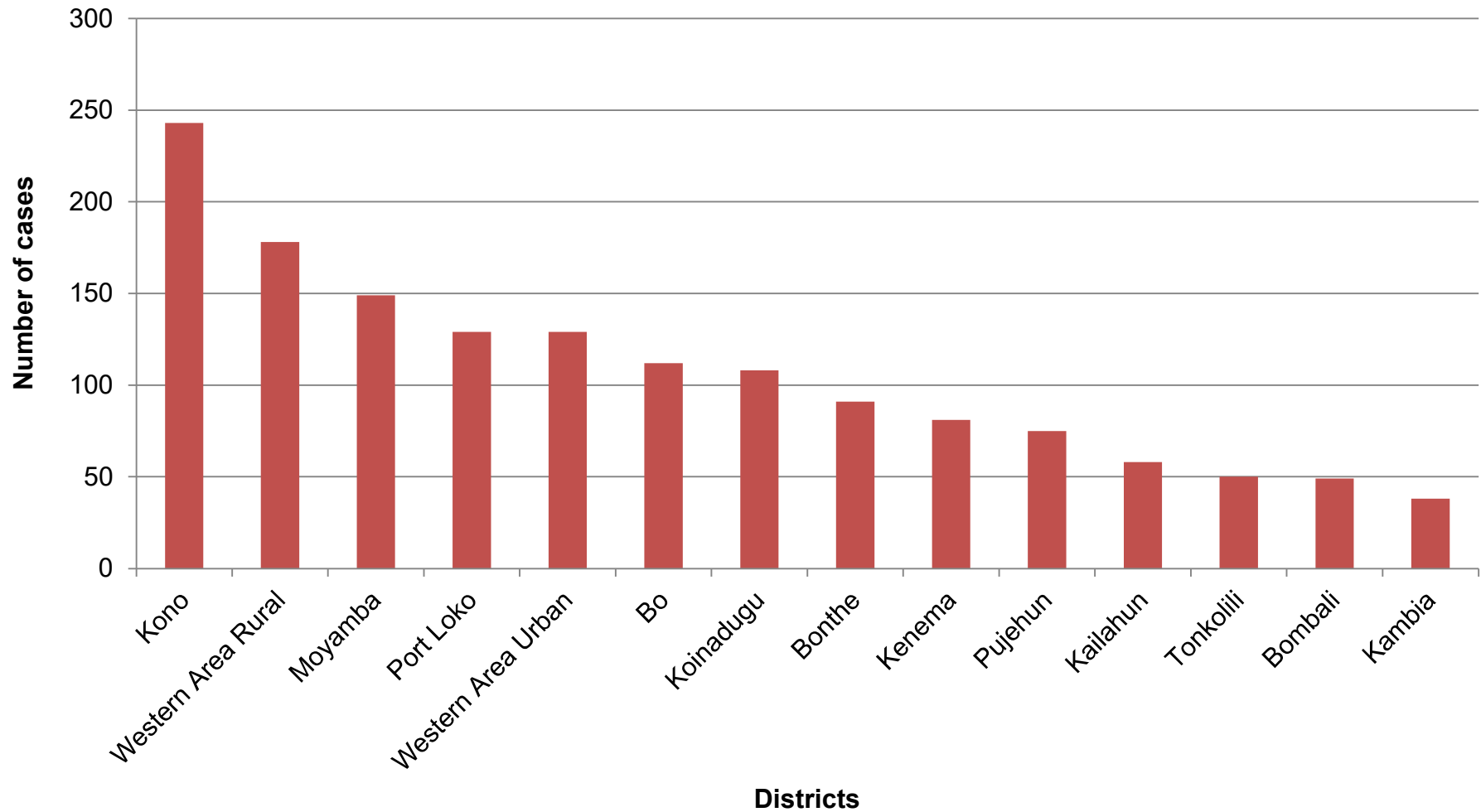
Surveillance Update on Animal Bites (dogs & Cats)



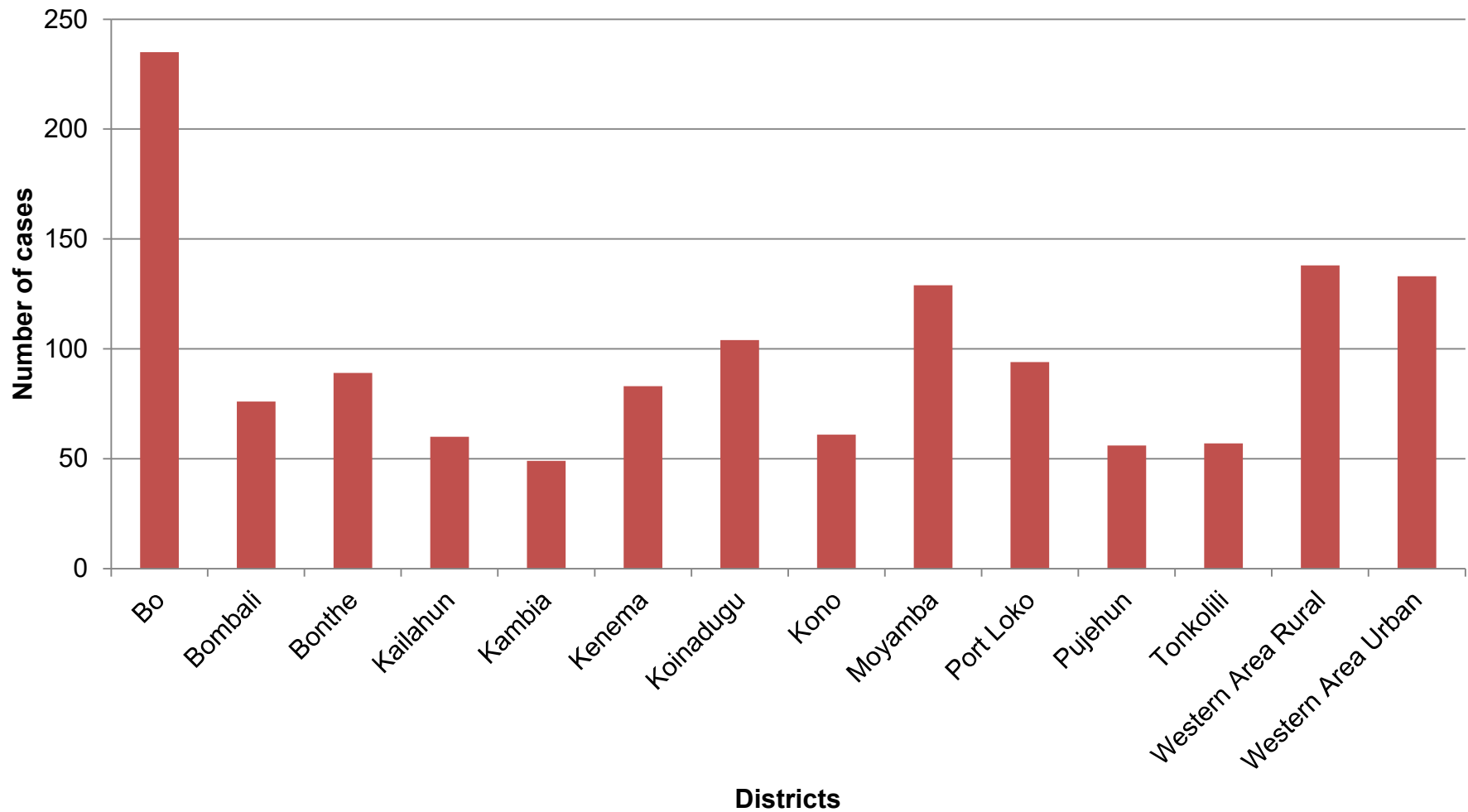
Outline

- Distributions of Animal Bites (dogs & Cats) Cases reported by districts from 2017 to 2019
- Trends of Animal Bites (dogs & Cats) Cases reported by districts for 2017, 2018 & 2019
- Conclusion
- Recommendations

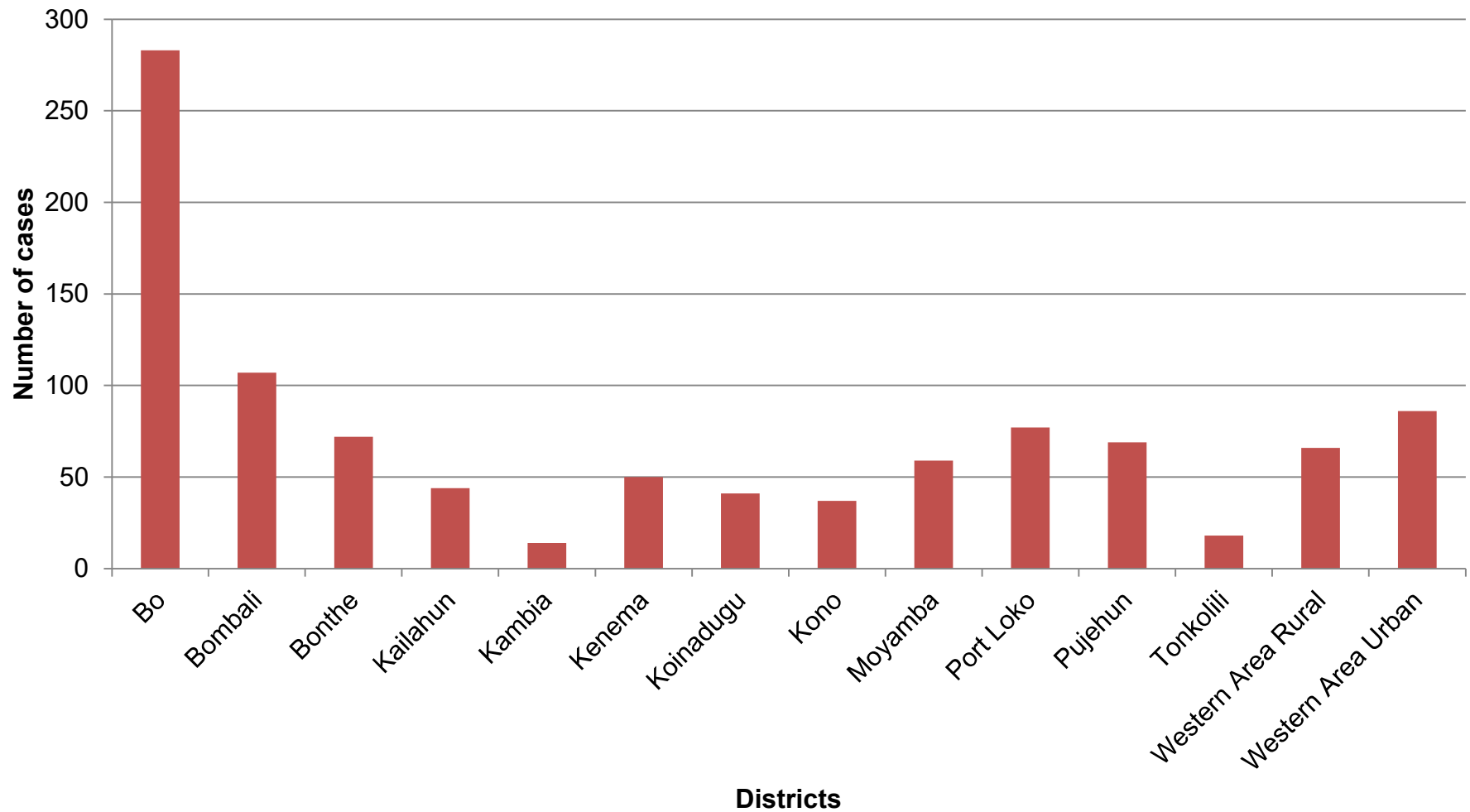
Animal Bite (dogs & Cats) Cases Reported by districts, 2017



Animal Bite (dogs & Cats) Cases Reported by districts, 2018

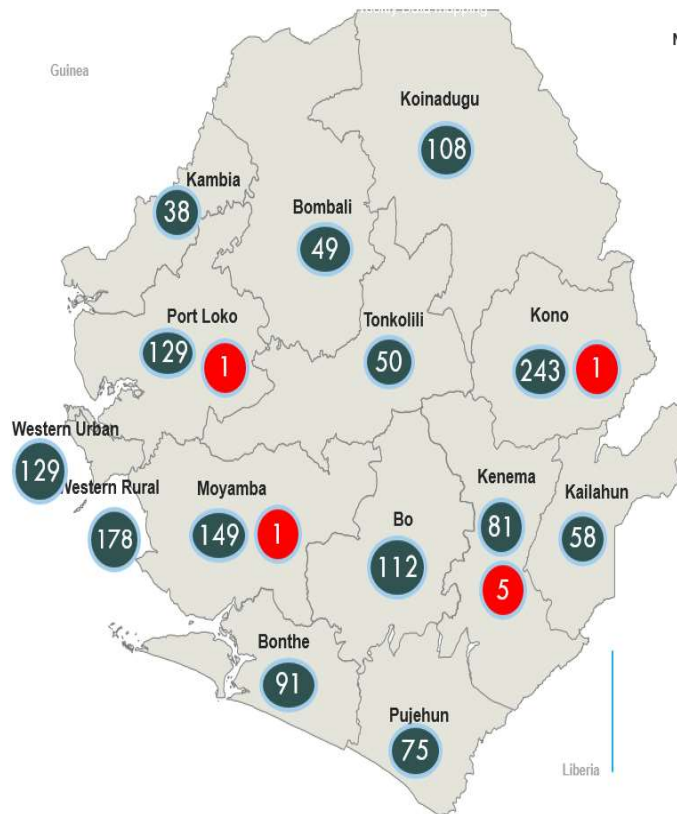


Animal Bite (dogs & Cats) Cases Reported by districts, 2019



Comparing Animal Bite (dogs & Cats) Cases Reported by districts, Weeks 1-52, 2017 and 2018

2017



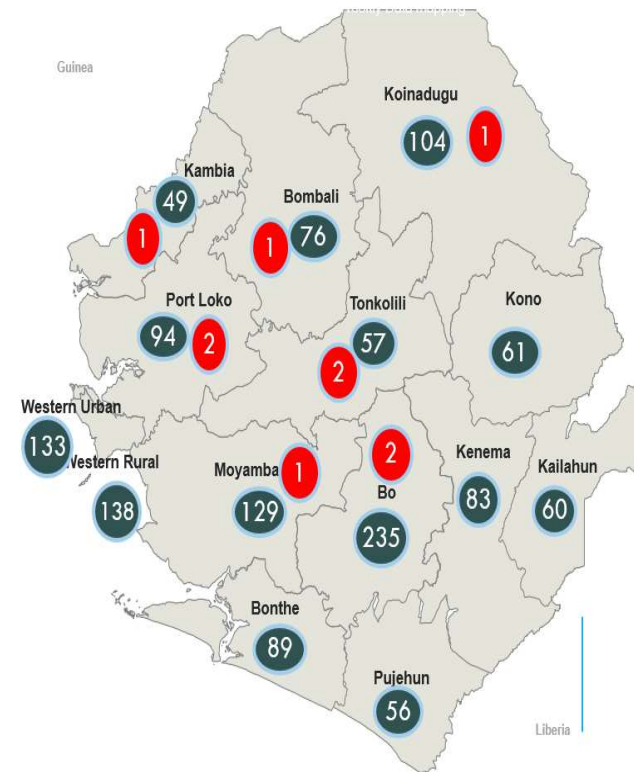
NATIONAL CUMULATIVE ANIMAL BITE

1490

TOTAL CASES

District	Week 51	Week 52
Bo	0	3 ↑
Bombali	0	1 ↑
Bonthe	1	1
Kailahun	2	1 ↓
Kambia	0	0
Kenema	4	0 ↓
Koinadugu	0	0
Kono	1	0 ↓
Moyamba	1	1
Port Loko	2	1 ↓
Pujehun	0	1 ↑
Tonkolili	0	1 ↑
Western Rural	3	2 ↓
Western Urban	3	1 ↓
Total	17	13 ↓

2018



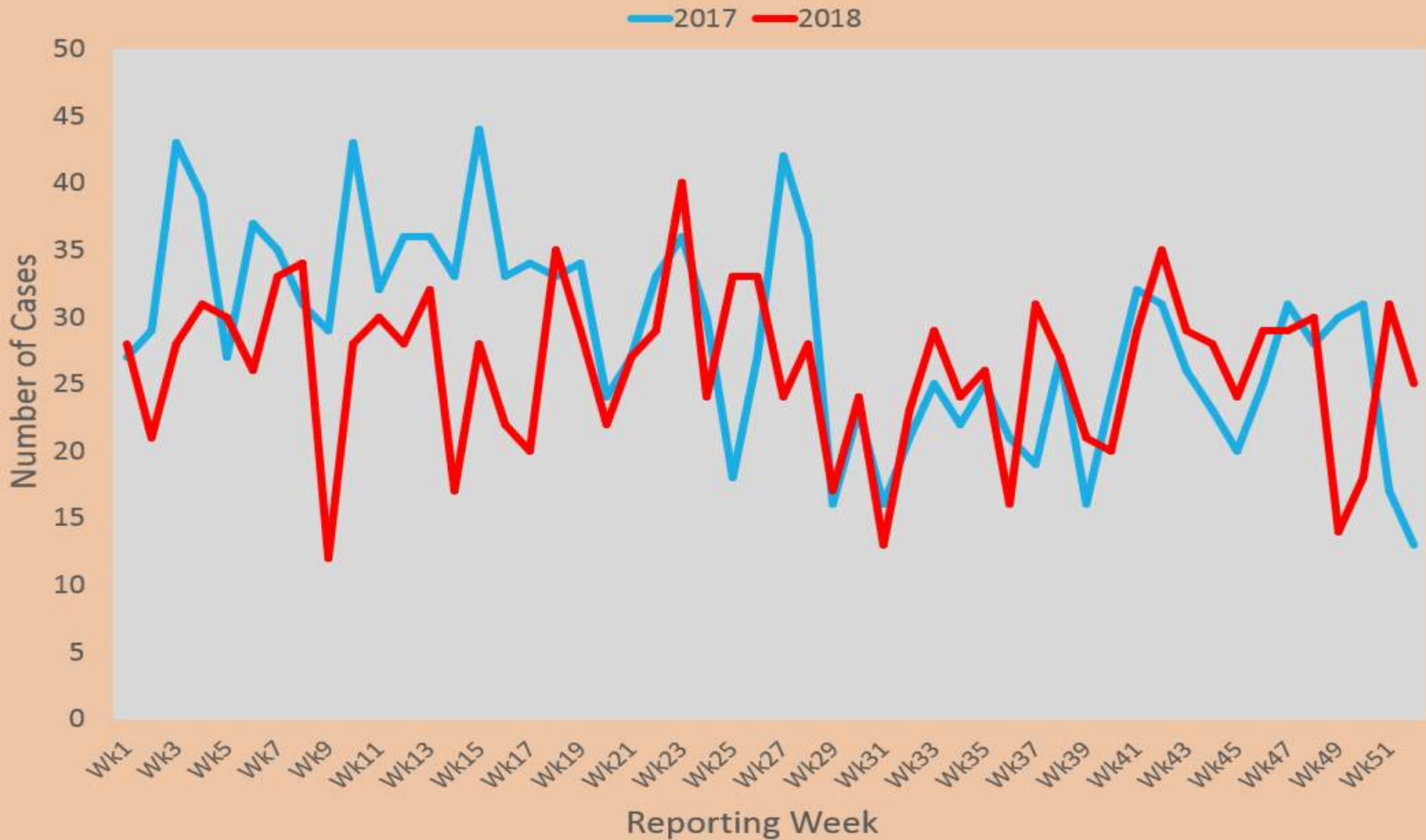
NATIONAL CUMULATIVE ANIMAL BITE

1364

TOTAL CASES

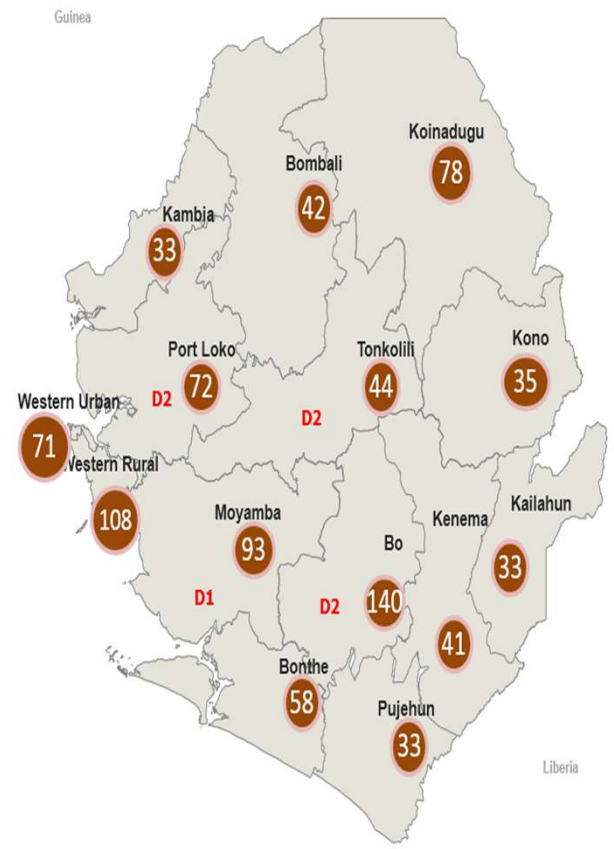
District	Week 51	Week 52
Bo	1	1
Bombali	9	0 ↓
Bonthe	5	1 ↓
Kailahun	0	4 ↑
Kambia	1	8 ↓
Kenema	4	1 ↓
Koinadugu	0	2 ↑
Kono	1	1
Moyamba	1	2 ↑
Port Loko	2	1 ↓
Pujehun	2	1 ↓
Tonkolili	0	0
Western Rural	3	1 ↓
Western Urban	2	2
Total	31	25 ↓

Compared Animal Bite (dogs & Cats) Cases Reported by Week, Week 1-52, 2017 & 2018



Comparing Animal Bite (dogs & Cats) Cases Reported by districts, Weeks 1-34, 2018 and 2019

2018

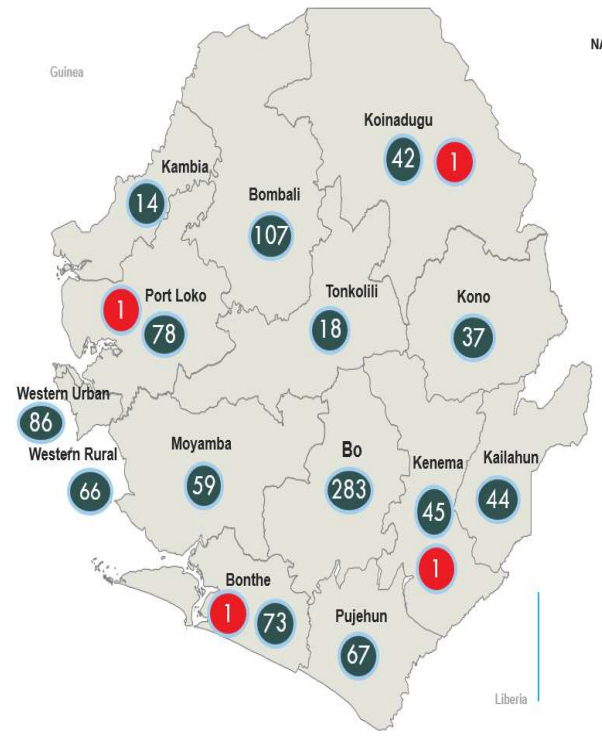


NATIONAL CUMULATIVE ANIMAL BITE

881
TOTAL CASES

District	Week 33	Week 34
Bo	7	4 ↓
Bombali	6	2 ↓
Bonthe	1	3 ↑
Kailahun	0	0
Kambia	0	0
Kenema	3	0 ↓
Koinadugu	3	1 ↓
Kono	0	2 ↑
Moyamba	2	3 ↑
Port Loko	2	0 ↓
Pujehun	0	
Tonkolili	2	3 ↑
Western Rural	1	2 ↑
Western Urban	2	3 ↑
Total	29	23 ↓

2019



NATIONAL CUMULATIVE ANIMAL BITE

1019
TOTAL CASES

District	Week 33	Week 34
Bo	4	10 ↑
Bombali	0	5 ↑
Bonthe	1	9 ↑
Kailahun	0	1 ↑
Kambia	0	0
Kenema	3	0 ↓
Koinadugu	1	0 ↓
Kono	1	2 ↑
Moyamba	2	0 ↓
Port Loko	0	0
Pujehun	0	2 ↑
Tonkolili	0	1 ↑
Western Rural	3	2 ↓
Western Urban	4	1 ↓
Total	19	33 ↑

Conclusion

- There is increase of dog bites occurring in communities across the country
- Cases of animal bites are more reported for dog bites
- More Animal bites (dogs & Cats) cases reported in 2017 but expected to increase in 2019
- Bo is the highest reporting district of dog bites in 2 of the 3 years period

Conclusion

- Comparing week 1-34 2018 & 2019, more Animal bites Cases were reported in 2019
- Increase in Animal bites (dogs & Cats) Death reported in 2018 as compared to 2017

What we have done so far

- We have increased public awareness to report dog bite case to the nearest facilities
- We have also increased collaboration with MAF and other state actors in the fight against rabies
- Encourage our DSOs to be doing basic analysis
- Developed a case investigation follow up form
- Included animal bite into the eCBDS platform for routine surveillance

Recommendations

- We need to put mechanism in place to reduce human to dog interaction
- MoHS and MAF to ensure that anti-rabies vaccines are available to every districts
- DSOs to investigate follow up all dog bites even after treatment

Thank You